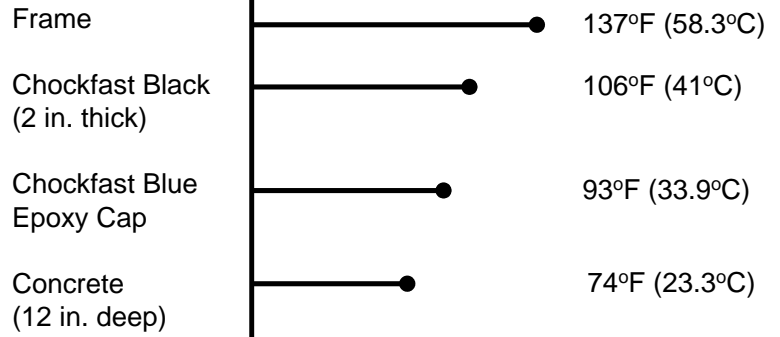
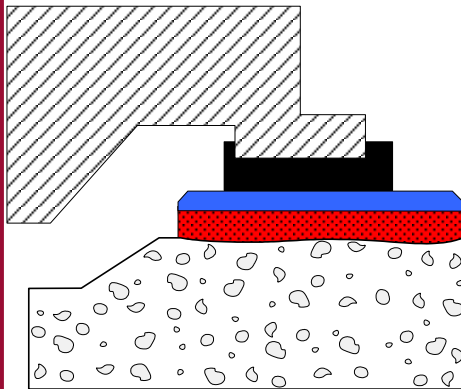


Technical Bulletin # 667B

Bulletin Description

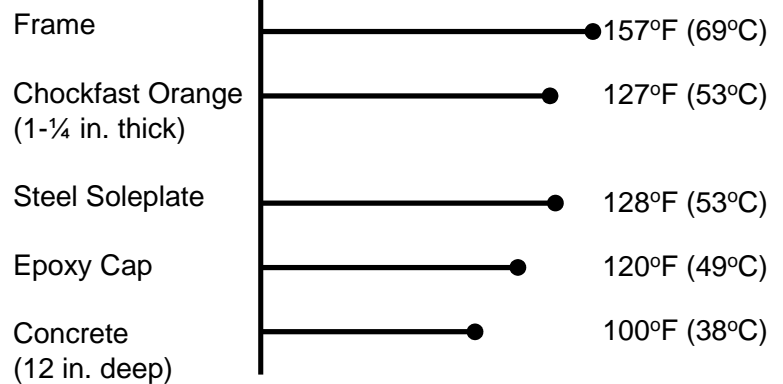
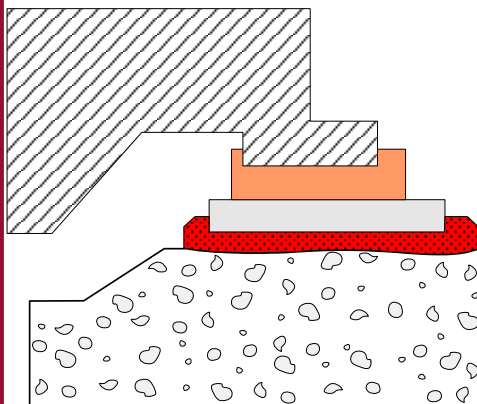
The illustrations below list the various temperature readings monitored on two different foundation designs



supporting Ingersoll-Rand KVS gas engine compressors. Both engines were operating at the maximum RPM with a 175°F oil temperature. The compressor building ambient temperature was 75°F.

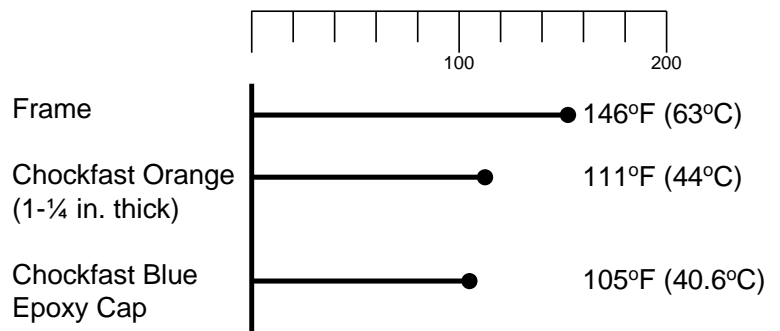
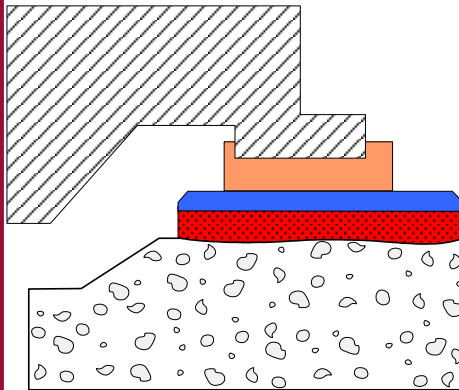
Temperatures With Resin Chocks on Steel Soleplates

The first drawing shows the temperature variation from the engine down into the concrete foundation when the engine is mounted on 1-1/4" CHOCKFAST ORANGE® chocks on steel soleplates set in an epoxy capping material.



Temperatures With Resin Chocks on an Epoxy Cap

This drawing depicts the temperature variation from the engine down into the concrete foundation when the engine is mounted on 1-1/4" CHOCKFAST ORANGE® chocks on the CHOCKFAST BLUE® epoxy cap.



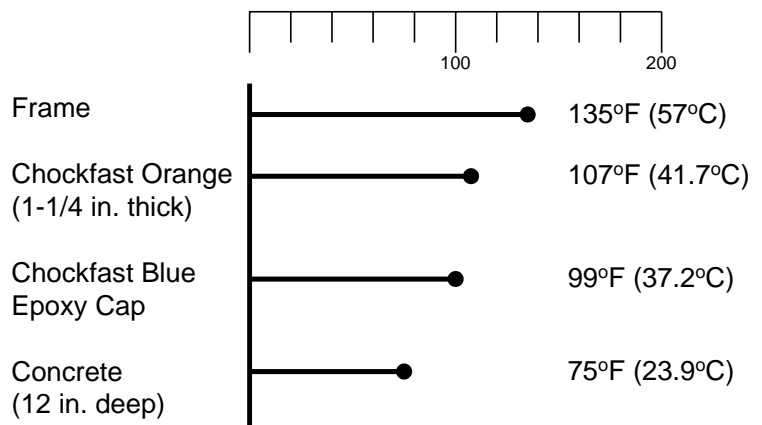
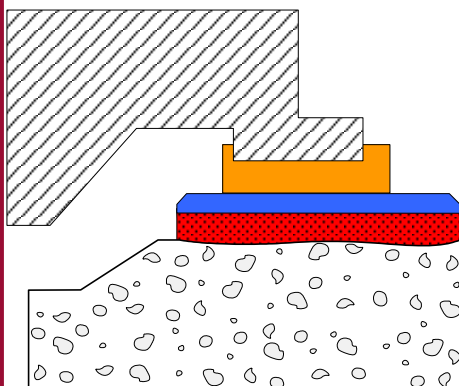
The foundation design with the steel soleplates indicates a higher temperature at the epoxy chock, epoxy capping material and the underlying concrete foundation. When comparing the two drawings it is quite evident that the steel soleplate contributes significantly to the excess heat build-up in the entire foundation. The average temperature decrease in the design WITHOUT the steel soleplate is approximately 15°F at all locations of the foundation.

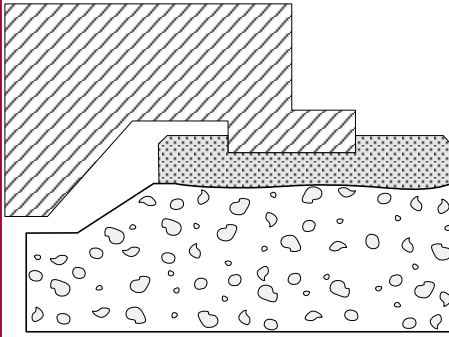
Effect of Chock Height on Operating Temperature

The illustrations below show the temperatures variations at different levels monitored on three different foundation designs supporting Dresser Clark HBA-8 gas engine compressors. All three engines were operating at the maximum RPM with an oil temperature of 170°F. The compressor building ambient temperature was 73°F.

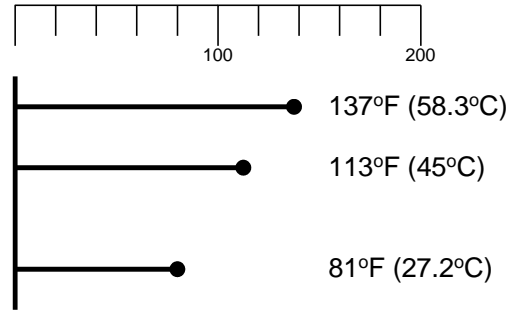
The top drawing shows a 2" CHOCKFAST BLACK® epoxy chock on the CHOCKFAST BLUE® epoxy capping material while the lower drawing depicts a 1-1/4" CHOCKFAST ORANGE® epoxy chock on a cap of CHOCKFAST BLUE®.

The temperature readings in the top drawing demonstrate the added cooling effect the 2" CHOCKFAST BLACK® chocks have on the underlying epoxy cap of CHOCKFAST BLUE® which was used in both foundation designs. The CHOCKFAST BLUE® under the 2" CHOCKFAST BLACK® chocks is 6°F cooler due to the additional 3/4" of air space.





Frame
Cementitious
Grout Cap
Concrete
(12 in. deep)



The final drawing shows a full bed cementitious grout design. The cementitious grout cap is 20°F warmer than the CHOCKFAST BLUE® cap under the 2" CHOCKFAST BLACK® chocks and 14°F warmer than the CHOCKFAST BLUE® cap under the 1-1/4" CHOCKFAST ORANGE® chocks. The lack of air flow has a definite effect on the temperature of the grout cap and the underlying foundation.

Date November 2018

General: Every reasonable effort is made to insure the technical information and recommendations on these data pages are true and accurate to the best of our knowledge at the date of issuance. However, this information is subject to change without notice. Prior versions of this publication are invalid with the release of this version. Products and information are intended for use by qualified applicators that have the required background, technical knowledge, and equipment to perform said tasks in a satisfactory manner. Consult your local distributor for product availability, additional product information, and technical support. **Warranty:** ITW Performance Polymers, a division of Illinois Tool Works Inc., warrants that its products meet their printed specifications. This is the sole warranty. This warranty expires one year after product shipment. **Warranty Claims:** If any product fails to meet the above, ITW Performance Polymers will, at its option, either replace the product or refund the purchase price. ITW Performance Polymers will have no other liability for breach of warranty, negligence, or otherwise. All warranty claims must be made in writing within one year of the date of shipment. No other claims will be considered. **Disclaimer:** ITW Performance Polymers makes no other warranty, expressed or implied, and specifically

disclaims any warranty of merchantability or fitness for a particular purpose. Suggestions concerning the use of products are not warranties. The purchaser assumes the responsibility for determining suitability of products and appropriate use. ITW Performance Polymers' sole liability, for breach of warranty, negligence or otherwise, shall be the replacement of product or refund of the purchase price, at ITW Performance Polymers' election. Under no circumstances shall ITW Performance Polymers be liable for any indirect, incidental or consequential damages. **Modification of Warranty:** No distributor or sales representative has the authority to change the above provisions. No change in the above provisions will be valid unless in writing and signed by an officer or the Technical Director of ITW Performance Polymers. No term of any purchase order shall serve to modify any provision of this document. **Mediation and Arbitration:** If any dispute arises relating to products or product warranties, either the purchaser or ITW Performance Polymers may a) initiate mediation under the then current Center for Public Resources (CPR) Model Procedure for Mediation of Business Disputes, or b) initiate a non-binding arbitration under the rules of the American Arbitration Association for the resolution of commercial disputes.